


Heijokyu Izenaikan Museum. About 4 km west of Nara Park, inside Nara Palace Site Historical Park (Heijokiyuseki Rekishi Koen).



Daichiji Daigokuden Hall (Former Imperial Audience Hall) (Reconstructed)





The Center of the Ancient Capital City, the Nara Palace (Heijokyu)

Heijokyo, the capital city once located in Nara. Constructed at its north central edge was the Nara Palace, the center where the emperor lived, and which had the national diet and other government administrative functions during the Nara period (710~784 CE).

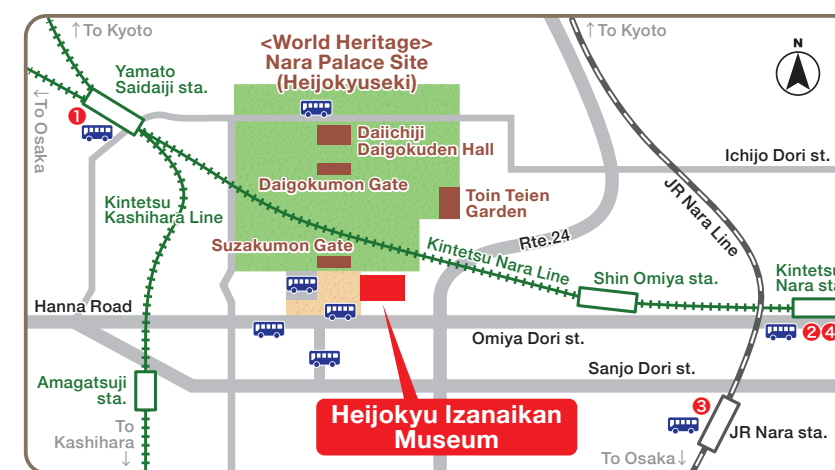
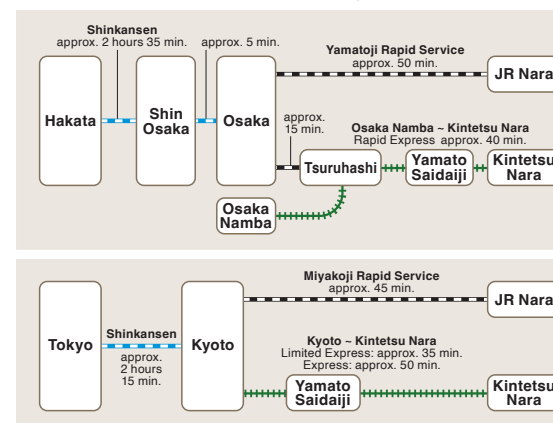
Now a registered UNESCO World Heritage Site, it is both a historical park with reconstructions of buildings from the Nara period, such as the Suzakumon Gate and Daiichiji Daigokuden, as well as a relaxing place loved by the locals.

In addition, the Nara Palace Site and surrounding area have been getting more and more attention as a precious place where a diverse natural environment remains, as we can observe over 100 different types of birds and other wild life here.

It is here at the Heijokyu Izenaikan that we can feel firsthand all that the Nara Palace Site has to offer. Through rich displays that include excavated items, this "experience-style" national facility shows us how people lived during the Nara period.



Access to Nara Using JR or Kintetsu



- By bus
Please take the Nara Kotsu bus "Gurutto Bus" Omiya Street Route (blue line). It runs every 15 minutes on weekends and public holidays, and every 30 minutes on weekdays, 9:00~17:00 (fare: 100 yen):
-10 minutes from the South Exit of Kintetsu Yamato Saidaiji Station to the Suzakumon Hiroba bus stop ①
-13 minutes from Kintetsu Nara Station to the Suzakumon Hiroba Mae bus stop ②
Fixed route bus #160/161 heading for Gakuen Mae Station
-11 minutes from the West Exit of JR Nara Station to the Suzakumon Hiroba Mae bus stop ③
-13 minutes from Kintetsu Nara Station to the Suzakumon Hiroba Mae bus stop ④
- On foot
-About a 20-minute walk from the South Exit of Kintetsu Yamato Saidaiji Station to the Suzakumon Gate
-About a 30-minute walk from the South Exit of Kintetsu Shin Omiya Station to the Suzakumon Gate
We recommend you use public transportation.

※Time information is as of February, 2024. Train times may vary.



平城宮跡歴史公園
Nara Palace Site Historical Park

- Operating Hours 9:00~17:00 (Last entrance is 16:30.)
- Closed on the following days: The second Monday of February, April, July, and November (the following day if that is a holiday), December 29th ~ January 1st
- Admission Free
- Inquiries Heijokiyuseki Management Center
3-5-1 Nijo Oji Minami, Nara City, Nara Prefecture, 630-8012
TEL 0742-36-8780 <https://www.heijo-park.jp>

※Unauthorized reproduction or transcription of the articles and photos in this leaflet is strictly prohibited.
※The content of this leaflet is as of February, 2024.



LET'S TAKE
A PHOTO,
SAY CHEESE!

Take a commemorative photo in front
of the Daiichiji Daigokuden Hall panel.



WE CAN PUT
THEM ON SO
EASILY OVER
OUR CLOTHES!

SO MEN
WEAR A HAT
LIKE THIS.



WOW, THEY'RE
BEAUTIFUL!

YEAH, LET'S
DO IT!

LET'S ALL TRY
THEM ON!

So Many Mysterious Things! Exhibition of Excavated Artifacts and Items from the Nara Palace Site



These are items people in the
Nara period used for incantations.



WHAT'S THIS?

Pottery with a drawing of a human
face, excavated from the Nara Palace Site.



OH MY GOD!

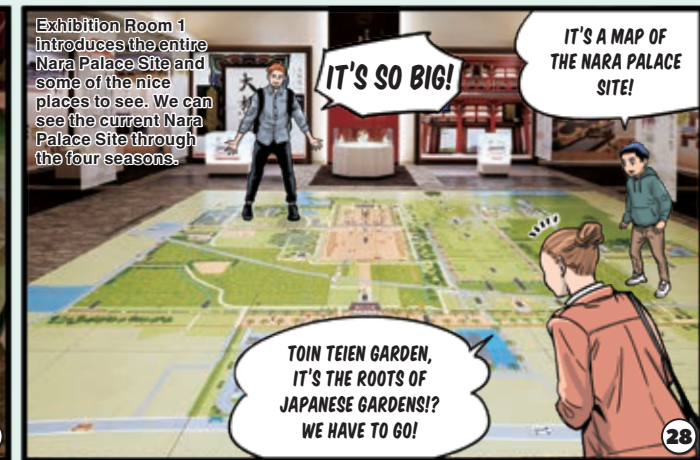
Curse Dolls (Recreated)



You can enjoy a recreated model of the entire Nara
Palace 1,300 years ago (scaled to 1/200 of the size),
and a large video that shows what it was like when
people lived there.



THIS IS DECORATED WITH
THE FOUR SYMBOLS. TRY TO
FIND THE VERMILION BIRD
THAT I'M MODELED AFTER!




IT'S SO BIG!

IT'S A MAP OF
THE NARA PALACE
SITE!

TOIN TEIEN GARDEN,
IT'S THE ROOTS OF
JAPANESE GARDENS!
WE HAVE TO GO!


※Toin Teien Garden (East Palace Garden) is closed on Mondays.



So cute!
THAT'S THE PERFECT
SOUVENIR FROM
NARA!

THEY SAID WE CAN GET
ONE OF THESE IF WE FILL
OUT THE QUESTIONNAIRE!

An "Ori-Shika" origami deer, or an original clear file.
Questionnaires and the collection box are located
near the entrance.



THERE ARE
VENDING MACHINES,
TOO!

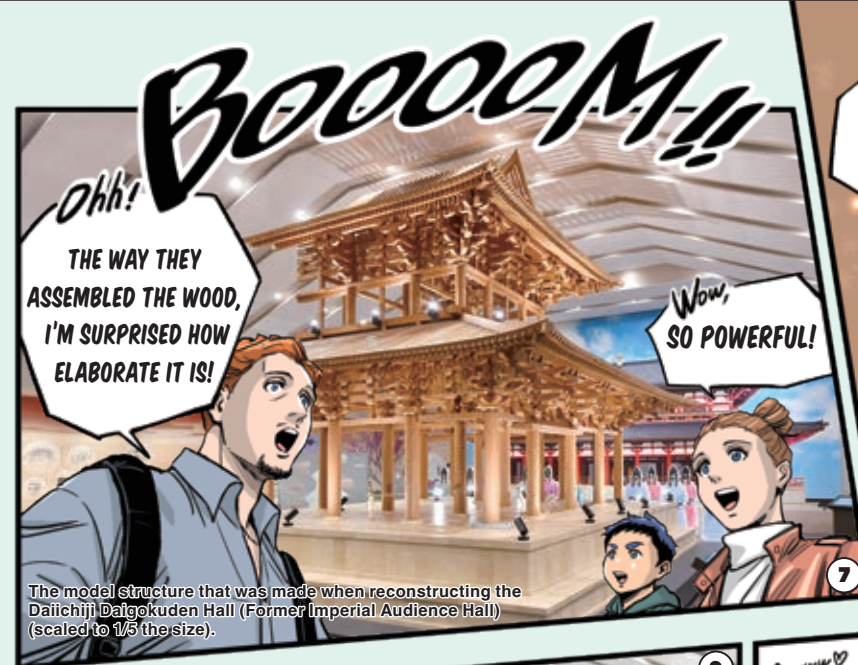
IT LOOKS LIKE
WE CAN HEAR
ENGLISH
EXPLANATIONS
THROUGH OUR
SMART PHONES.
THERE IS ALSO
FREE WI-FI!

THE RESTROOM
IS SO BIG AND
COMFORTABLE!

Facilities Easy for Everyone to Use

Fully equipped with diaper
changing stations, breastfeeding
rooms, and multipurpose
restrooms that are ostomy
pouch friendly. Written
communication available.
Wheelchairs can be borrowed
free of charge.
※Only for use within the grounds
of Suzakumon Hiroba Square.
Lockers are available (require a
100 yen coin, which will be
returned). The facility also has
vending machines.

There are 32 QR Translators located on exhibition panels, etc.



Ohh!
THE WAY THEY
ASSEMBLED THE WOOD,
I'M SURPRISED HOW
ELABORATE IT IS!

Wow,
SO POWERFUL!

The model structure that was made when reconstructing the
Daiichiji Daigokuden Hall (Former Imperial Audience Hall)
(scaled to 1/5 the size).



WHOA, THE SALARY
OF NARA PALACE
OFFICIALS?
THEY EVEN KNOW
THAT?

The salary of the highest ranking officials (roles similar to the
Prime Minister today) was over 376 million yen!



IT LOOKS SO DELICIOUS!

Salt-
grilled
shrimp


Raw
oysters

"So"...an
ancient
kind of
cheese.

Salted
venison


We hope you can experience
the unique activities at Heijokyo
Izanaikan. We are sure they will
become some of your beautiful
memories of Nara.

Experience the Technology, Design, and Fashion of the Nara Period!




ALL DONE!
IT'S JUST
LIKE ART!

You can take your picture
home with you.



AS YOU HOLD THE
PAPER DOWN,
RUB THE PENCIL
ACROSS IT.

Woosh
Woosh



IS THIS A
LOTUS
FLOWER?

I WANT
TO TRY
RUBBING
IT WITH
A PENCIL!

Place a sheet of paper over the
design of the tile.



THE NARA PALACE SITE
HAS MANY DIFFERENT ROOF
TILES WITH SUCH ELABORATE
DESIGNS!

From the left are a flat eaves tile, a demon tile,
and a round eaves tile. The demon tile is
decorated with a demon to ward off misfortune.



THIS IS HOW TILES
ARE LAID ON ONE
ANOTHER. I DIDN'T
KNOW THAT!

Finally, it is completed when you lay the round tile.




THIS IS THE
DEMON TILE!
THERE IS
SOMETHING
CUTE ABOUT IT!



TILE LAYING? IT'S
LIKE A PUZZLE,
THAT SOUNDS FUN!

There are 13 different kinds of tiles, and
you have to lay them in the correct order.

Mokkan use the sounds of kanji characters, and are
written with the Manyo-gana characters that were used
at the time. You can trace them on the touch panel here.



IT'S CALLED A MOKKAN!
THEY WERE USED FOR WRITING
CHARACTERS. MANY WERE
EXCAVATED FROM THE NARA
PALACE SITE, AND THEY'RE
EVEN DESIGNATED
AS NATIONAL
TREASURES.

WE CAN ALSO TRY
TRACING KANJI
CHARACTERS. WHAT
ARE THESE WOODEN
TABLETS?



IT'S JUST LIKE
THAT PART!

Kumimono was also used in the
recreated model of the Daiichiji
Daigokuden Hall.



WE INSERT THE PIECES OF
WOOD IN ORDER. JAPANESE
ARCHITECTURE IS SO
FASCINATING!



EXPERIENCE
KUMIMONO!
ALRIGHT, I'LL ACT
LIKE I'M A
CARPENTER AND
GIVE IT A TRY!

Kumimono are the parts that
support the eaves. They are
often used in the architecture
of shrines and temples.